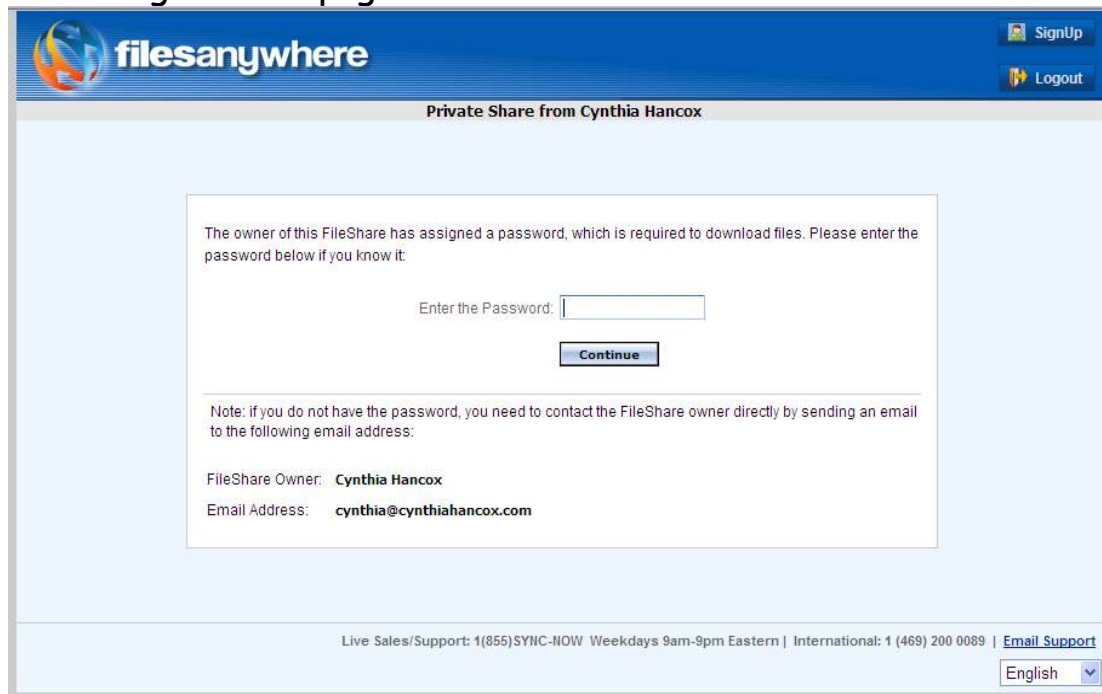


How to Access Free Audio

The audio is stored on a file sharing site (due to the size, I can't host it on my own website). To access the audio, follow the following instructions:

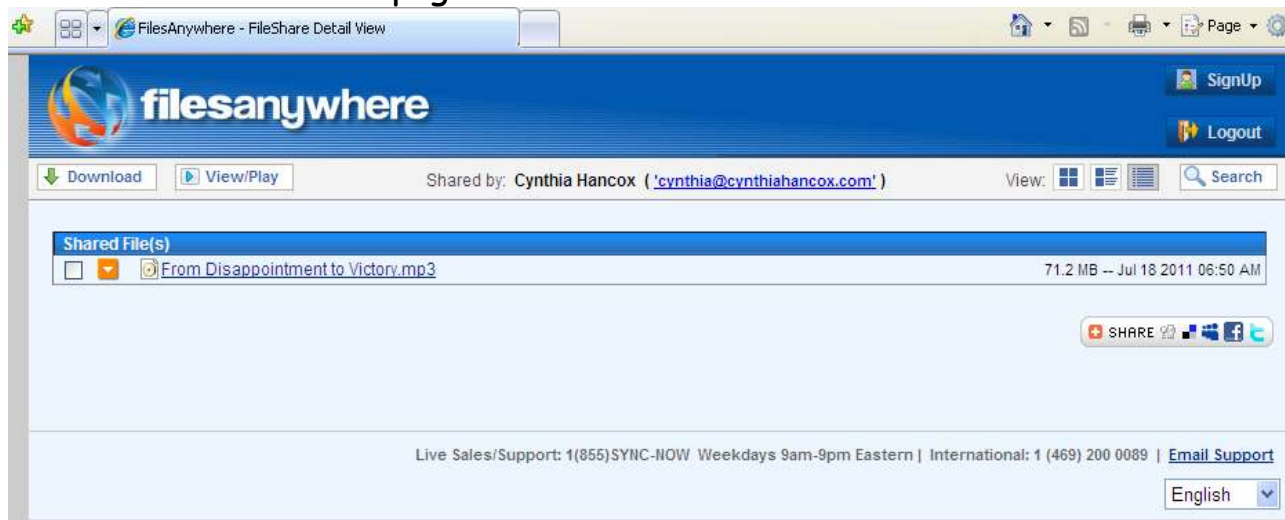
Click this link: <https://backup.filesanywhere.com/fs/v.aspx?v=896f66865d6371afa9a2>

You will get a webpage that looks like this:



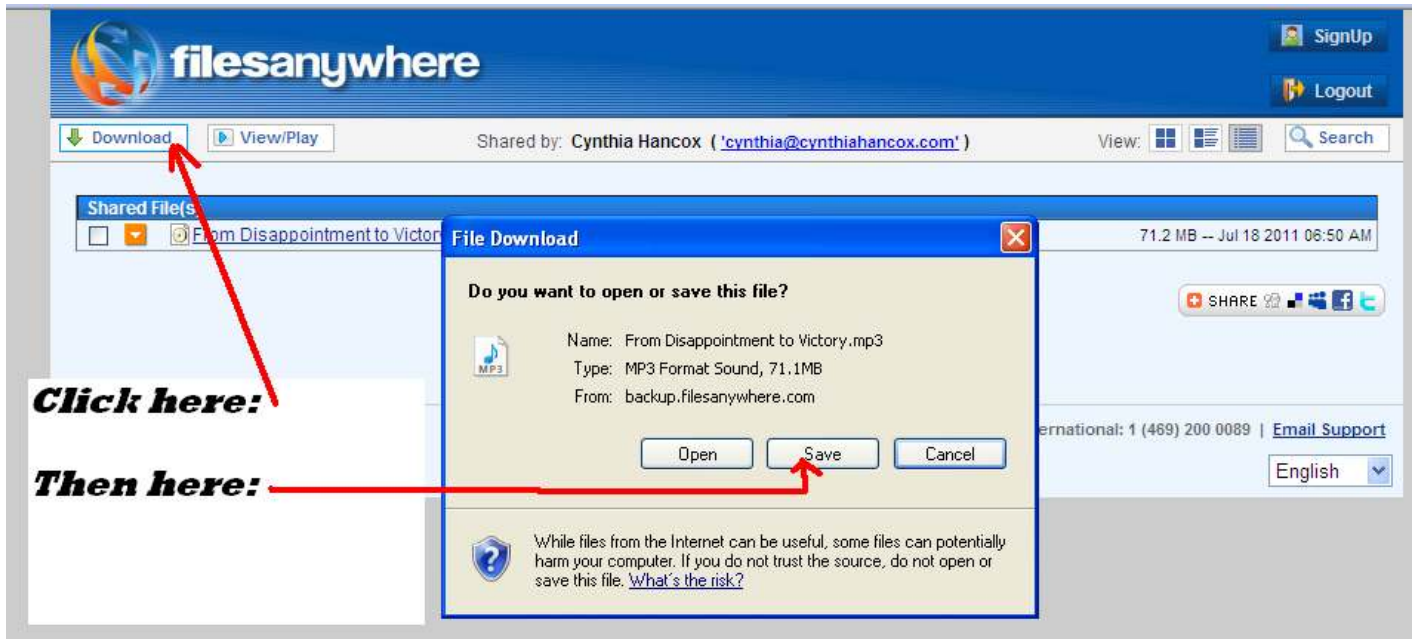
The screenshot shows the FilesAnywhere website interface. At the top, there is a blue header with the FilesAnywhere logo and navigation links for 'SignUp' and 'Logout'. Below the header, the page title reads 'Private Share from Cynthia Hancox'. The main content area contains a message: 'The owner of this FileShare has assigned a password, which is required to download files. Please enter the password below if you know it.' Below this message is a text input field labeled 'Enter the Password:' and a 'Continue' button. A note below the input field states: 'Note: if you do not have the password, you need to contact the FileShare owner directly by sending an email to the following email address:'. The FileShare Owner is listed as 'Cynthia Hancox' and the Email Address is 'cynthia@cynthiahancox.com'. At the bottom of the page, there is a footer with contact information: 'Live Sales/Support: 1(855)SYNC-NOW Weekdays 9am-9pm Eastern | International: 1 (469) 200 0089 | Email Support' and a language dropdown menu set to 'English'.

Enter the case sensitive password, which is: Testimony.
You will be taken to a page like this:

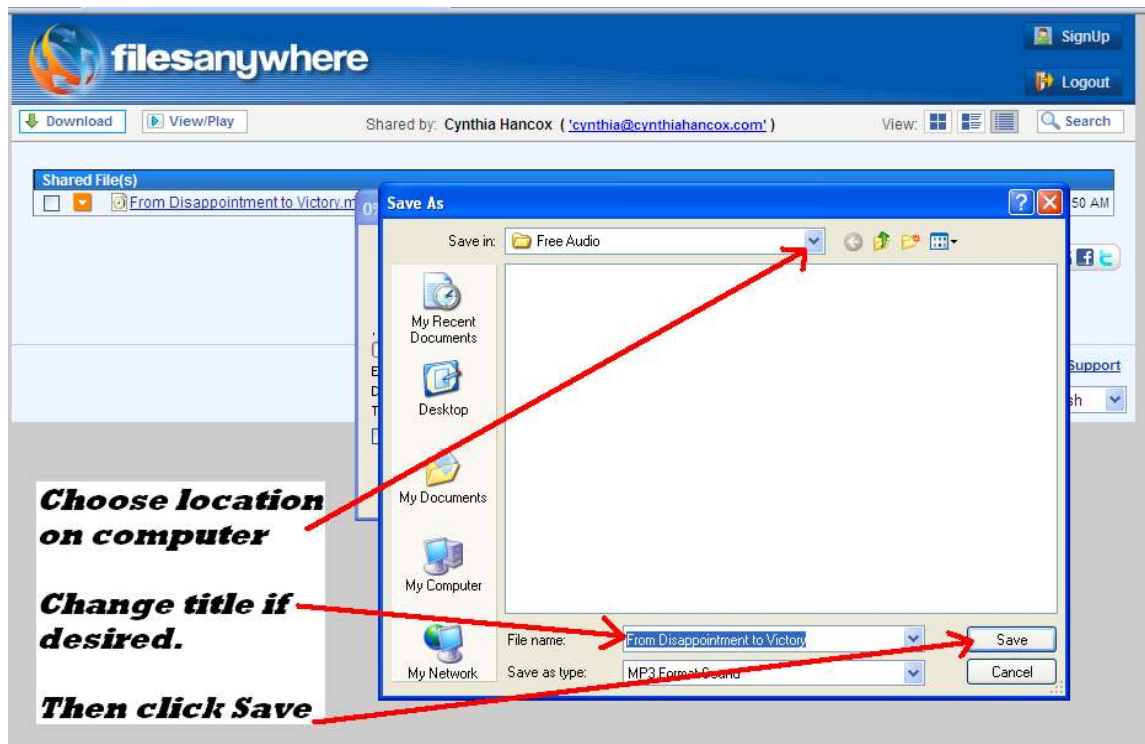


The screenshot shows the FilesAnywhere website interface displaying a file detail view. The browser's address bar shows 'FilesAnywhere - FileShare Detail View'. The page header includes the FilesAnywhere logo, 'SignUp', and 'Logout' links. Below the header, there are buttons for 'Download' and 'View/Play'. The file is shared by 'Cynthia Hancox' with the email address 'cynthia@cynthiahancox.com'. The file is titled 'From Disappointment to Victory.mp3' and has a size of 71.2 MB, uploaded on Jul 18 2011 08:50 AM. There are social sharing options (SHARE, Facebook, Twitter) and a search bar. At the bottom, there is a footer with contact information: 'Live Sales/Support: 1(855)SYNC-NOW Weekdays 9am-9pm Eastern | International: 1 (469) 200 0089 | Email Support' and a language dropdown menu set to 'English'.

In order to download the file, click on the Download button with the green arrow. A Download File box will pop up, with the options to Open or Save. Click Save:



A Save As box will then appear, from which you can navigate to the location on your computer to which you wish to save the audio. Then click on Save.



When your Audio has downloaded, you will now be able to go to the folder you saved it to, and double click on it to open. It should open in your usual media player, such as Windows Media. As it is in MP3 format, you can choose to put it onto an MP3 player for portable listening, or create an audio CD to play in any CD player.

Enjoy!

Love

Cynthia